

Established by Ordinance No. 86-1282
Boundary extends 660' East and West
of the north to south right of way lines.

I-610

Holmes Rd

Alameda Rd

Reed

Union Pacific Railroad

Mowery

Sims Bayou

South Freeway / S H 288

Airport




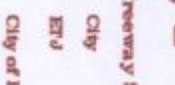




Furman

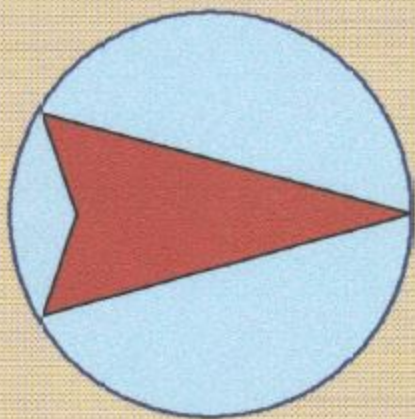
Fuqua

Alameda - Genoa

South Freeway / S H 288
Scenic Right of Way #2

South Freeway 2

	B. Fay #2 R.O.W. Line		South Freeway Scenic R.O.W. #2
	Roadway		City
	Sims Bayou		ETJ
	Houston ETJ		City of Houston



Beltway 8

Fellows Road