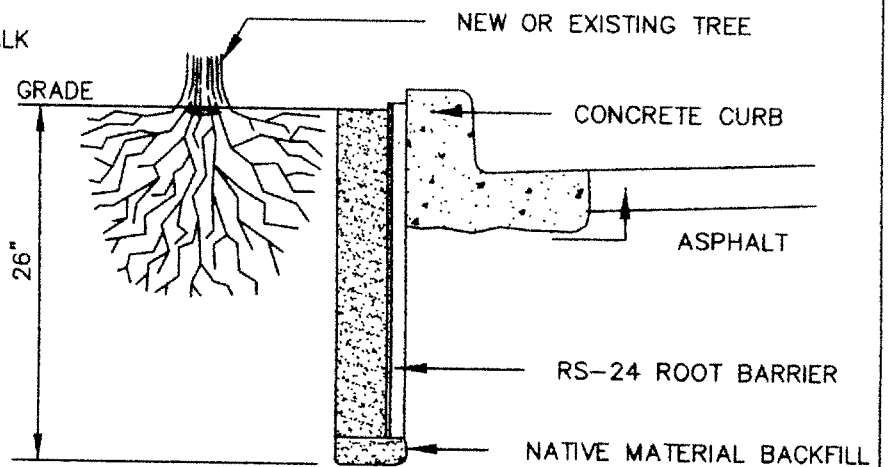




SECTION A-A
SIDEWALK



SECTION B-B
CURB & GUTTER PROTECTIONS

NOTES:

1. INSTALLATION TO BE COMPLETED IN ACCORDANCE WITH MANUFACTURER'S SPECIFICATIONS.
2. THE RAISED ROOT GUIDING RIBS MUST BE FACING TOWARDS THE TREE ROOTS.
3. THE TOP OF THE BARRIER PANELS MUST BE SLIGHTLY ABOVE GRADE (NEVER BELOW GRADE).
4. POSITION BARRIER PANELS VERTICALLY WITH TOP AGAINST THE STRUCTURE TO BE PROTECTED.
5. SEE LANDSCAPE SITE PLAN TO DETERMINE TREES THAT REQUIRE BARRIER PANEL.
6. KEEP THE BARRIER TOP EDGE AT LEAST 1/2" ABOVE GRADE.

CITY OF HOUSTON DEPARTMENT OF PUBLIC WORKS AND ENGINEERING	
TREE ROOT BARRIERS (LINEAR) (NOT TO SCALE)	
APPROVED BY:  CITY ENGINEER	APPROVED BY:  DIRECTOR OF PUBLIC WORKS AND ENGINEERING
EFF DATE: JULY-01-2009	DWG NO: 02912-02