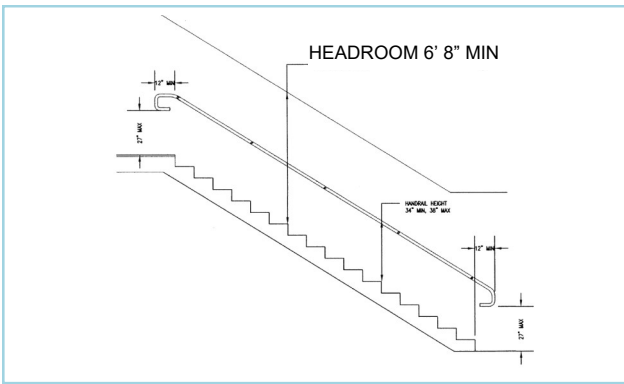
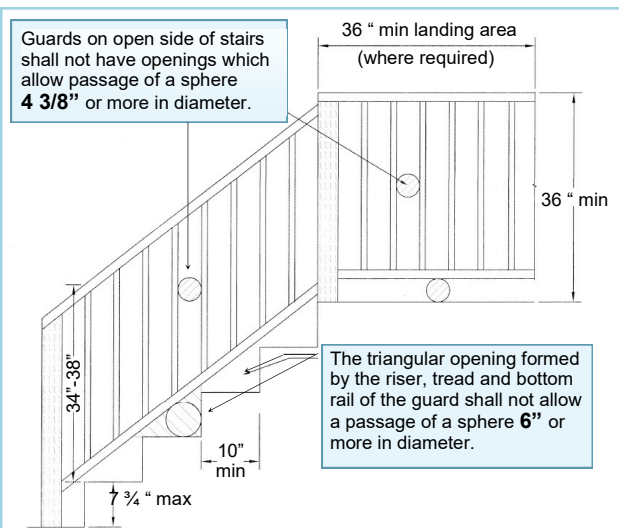


## Residential Rise and Run

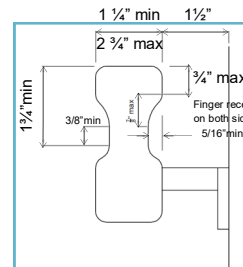
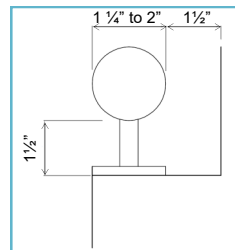
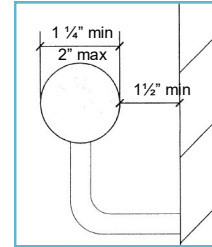
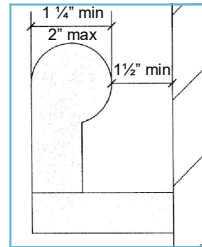


### Building Code Enforcement's Mission

Assuring safe and healthy living, recreational and work environments for people throughout the City of Houston by efficiently administering the building code and providing exceptional customer service.

## Acceptable Handrail Details

Note: Other shapes may be acceptable if they provide an equivalent gripping surface



### CONTACT INFORMATION

#### Manufactured Home Inspections

[structural.inspections@houstontx.gov](mailto:structural.inspections@houstontx.gov) 832-394-8842

#### Electrical Inspections

[hpcelectricalsection@houstontx.gov](mailto:hpcelectricalsection@houstontx.gov) 832-394-8860

#### Plumbing Inspections

[hpcplumbingsection@houstontx.gov](mailto:hpcplumbingsection@houstontx.gov) 832-394-8870

#### Mechanical Inspections

[mechanicalsection@houstontx.gov](mailto:mechanicalsection@houstontx.gov) 832-394-8850

#### Building Code Enforcement (General Information)

[rmcacd@houstontx.gov](mailto:rmcacd@houstontx.gov) 832-394-9494

### WEBSITES

#### Building Code Enforcement

<http://www.houstonpermittingcenter.org/building-code-enforcement.html>

#### General Information

[www.houstontx.gov/311](http://www.houstontx.gov/311)

#### Houston Public Works Main Webpage

[www.publicworks.houstontx.gov](http://www.publicworks.houstontx.gov)



## CITY OF HOUSTON HOUSTON PUBLIC WORKS BUILDING CODE ENFORCEMENT

*This guide provides the requirements for the placement and reconnection of manufactured homes.*



### Manufactured Home Inspections

1002 Washington Avenue, Floor 4  
Houston, TX 77002  
(832) 394-8842

[structural.inspections@houstontx.gov](mailto:structural.inspections@houstontx.gov)

Office Hours 8:00 a.m. – 5:00 p.m.

Project Number:

Permit Fee:

Manufactured Homes - Reconnect & Placement Permits

## PLACEMENT PERMIT

Before a manufactured home can be placed at a licensed manufactured home park, a placement permit must be obtained. Please refer to Chapter 29 of the [City of Houston Code of Ordinances](#) for more information regarding authorized locations.

### Placement Permit Application Process

Complete an [Application for Placement Permit of Manufactured Home \(CE-1230\)](#) and submit it in via email at [structural.inspections@houston.tx.gov](mailto:structural.inspections@houston.tx.gov) or in person. The following information must be provided: (1) Address where the manufactured home will be placed, (2) size, (3) year, (4) serial number, (5) dealer and installer information, (6) HUD/Label #.

### Trade Permits

After the placement permit is purchased, licensed registered trade contractors (i.e., electrical master, plumbing master, hvac licensee) must purchase the appropriate permits for the connections. Once they complete their work, they will schedule the inspections for their respective trade.

### Placement Inspection

Per Section 29-16(b) of the City Code of Ordinances, the placement of the manufactured home must be inspected by a City of Houston inspector and a placement survey may be required to verify compliance with the standards.

### Final Inspection

- Exits (steps, rail and landing at all exits according to the specifications listed in the section [“Residential Stair Guardrail, Handrail and Landing Requirements”](#) of this brochure.)
- **No temporary steps are allowed.**
- Smoke detectors must be installed according to HUD standards and in working order.
- Proper ventilation is required if there is no mechanical air unit

Each habitable room must be provided with exterior glazed openings with a minimum area of 10 (ten) square feet for light, and laundry rooms must be provided with an operable exterior opening of not less than  $1\frac{1}{2}$  square feet, or must be provided with a mechanical ventilation system connected directly to the outside.

## RECONNECTION PERMIT

A reconnection permit and inspection is required each and every time there is a disconnect of power, a change of electrical provider and/or a name change on the electrical account.



**A reconnection permit is only valid for ONE connection.**

### Reconnection Permit Application Process

Complete an [Application for Reconnect Permit for Manufactured Home or Recreational Vehicle \(Form CE-1188\)](#) and submit it in person or via email at [structural.inspections@houston.tx.gov](mailto:structural.inspections@houston.tx.gov)

The following information must be provided: (1) address, (2) size, (3) year, (4) serial number, (5) HUD/Label#.

### Inspection

Inspections are performed on the next available business day.

Inspector access is required to perform the inspection. Proof of placement date must be presented or current standards will be used.

The following are among the items inspected:

- Address or Unit # must be posted
- Smoke detectors must be installed according to HUD standards.
- Exits (front and rear). All exits must conform as required for original placement permits.
- **No temporary steps are allowed.**
- Proper ventilation is required if there is no mechanical air unit (as required in the Mechanical Code)
- An electrical service inspection will be performed. If deficiencies are found, an electrical permit may be required. The permit will need to be obtained by a registered electrical master.



### IMPORTANT NOTE



After the inspection is performed and approved, contact your electricity provider at the appropriate phone number and CenterPoint at 713-207-2222 from 7 a.m. - 5 p.m. Utility releases are sent at 10 a.m., 2 p.m., and 4 p.m.

## RESIDENTIAL STAIR, GUARDRAIL, HANDRAIL AND LANDING REQUIREMENTS

### Stair Requirements

**Minimum Width:** 36 inches

**Maximum Rise:** 7  $\frac{3}{4}$  (seven and three-fourths) in.

**Minimum Run:** 10 inches

The greatest tread depth or tread rise shall not exceed the smallest by more than  $\frac{3}{8}$  (three-eighths) of an inch.

### Guardrail Requirements

**Minimum Height:** 36 inches

Porch surfaces located more than 30 inches above grade shall have guardrails not less than 36 inches in height.

Required guardrails on open sides of stairway shall have intermediate rails that will not allow passage of a 4  $\frac{3}{8}$  inch diameter sphere.

**Exception:** The triangular opening formed by the riser, tread and bottom rail of a guard at the open side of a stairway are permitted to be of such a size that a sphere 6 inches cannot pass through.

### Handrail Requirements

**Minimum Height:** 34 inches

**Maximum Height:** 38 inches

Measured vertically from the nosing.

The handrail grip portion shall have a cross section of 1  $\frac{1}{2}$  inches minimum to 2 inches maximum. Edges shall have a minimum radius of  $\frac{1}{8}$  inch.

### Landing Requirements

The width of each landing shall not be less than the stairway door served. Every landing shall have a minimum dimension of 36 inches measured in the direction of travel.

## PERMIT FEES

### **Placement Fee:**

\$109.35 (\$77.19 + \$32.16 Admin fee)

### **Reconnect Fee:**

\$122.22 (\$90.06 + \$32.16 Admin fee)